

Kindergarten Assignment for First Grade

Your child's summer assignment is being sent home today.
The assignment is for your child to:

- read any five stories they choose,
- complete one of the attached sheets for each story,
- complete the attached math worksheet of the skills taught in kindergarten
- review words from Kindergarten vocabulary.

It is acceptable for you to read these stories to your child.

Please be sure your child:

- writes his/her name on the cover of the booklet and
- colors or decorates the cover.

These summer booklets will be:

- collected the first day of school
- and graded.

Thank you in advance,
The First Grade Teachers.
See you in September!



Kindergarten Vocabulary Review

The following words are from the Kindergarten Reading Program. Please review them with your child.

a

is

the

to

not

on

and

he

in

this









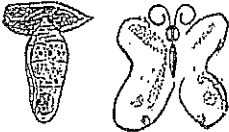
My Summer Reading

By: _____

Book Talk

--- Book Title---

Circle the picture that tells about your book.
Then complete the sentence.

About the story	 funny	 interesting	 informational
About the characters (Can color more than one)	 animals	 people	 information
About what happens	 make-believe	 can happen	 true

_____ I read the story.









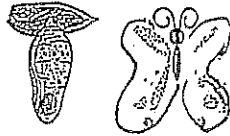
_____ The story was read to me.

The character or fact that I liked best was

Book Talk

--- Book Title---

Circle the picture that tells about your book.
Then complete the sentence.

About the story	 funny	 interesting	 informational
About the characters (Can color more than one)	 animals	 people	 information
About what happens	 make-believe	 can happen	 true

_____ I read the story.










_____ The story was read to me.

The character or fact that I liked best was

Book Talk

--- Book Title---

Circle the picture that tells about your book.
Then complete the sentence.

<p>About the story</p>	 <p>funny</p>	 <p>interesting</p>	 <p>informational</p>
<p>About the characters (Can color more than one)</p>	 <p>animals</p>	 <p>people</p>	 <p>information</p>
<p>About what happens</p>	 <p>make-believe</p>	 <p>can happen</p>	 <p>true</p>

_____ I read the story.










_____ The story was read to me.

The character or fact that I liked best was

Book Talk

--- Book Title---

Circle the picture that tells about your book.
Then complete the sentence.

About the story	 funny	 interesting	 informational
About the characters (Can color more than one)	 animals	 people	 information
About what happens	 make-believe	 can happen	 true

_____ I read the story.










_____ The story was read to me.

The character or fact that I liked best was

Book Talk

--- Book Title---

Circle the picture that tells about your book.
Then complete the sentence.

<p>About the story</p>	 funny	 interesting	 informational
<p>About the characters (Can color more than one)</p>	 animals	 people	 information
<p>About what happens</p>	 make-believe	 can happen	 true

_____ I read the story.




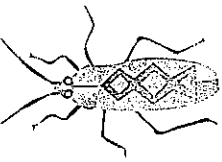






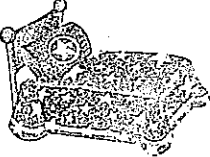


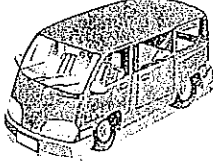

_____ The story was read to me.

The character or fact that I liked best was

Assessment



Say the name of the picture. Fill in the circle next to the name of the picture.

<p>1.</p>  <p> <input type="radio"/> bag <input type="radio"/> dig <input type="radio"/> dog </p>	<p>2.</p>  <p> <input type="radio"/> hat <input type="radio"/> hot <input type="radio"/> hit </p>	<p>3.</p>  <p> <input type="radio"/> rug <input type="radio"/> rap <input type="radio"/> rip </p>
<p>4.</p>  <p> <input type="radio"/> beg <input type="radio"/> bug <input type="radio"/> bit </p>	<p>5.</p>  <p> <input type="radio"/> pen <input type="radio"/> pin <input type="radio"/> pan </p>	<p>6.</p>  <p> <input type="radio"/> not <input type="radio"/> net <input type="radio"/> nut </p>
<p>7.</p>  <p> <input type="radio"/> lips <input type="radio"/> laps <input type="radio"/> tops </p>	<p>8.</p>  <p> <input type="radio"/> cap <input type="radio"/> cob <input type="radio"/> cup </p>	<p>9.</p>  <p> <input type="radio"/> pat <input type="radio"/> pot <input type="radio"/> pet </p>
<p>10.</p>  <p> <input type="radio"/> fog <input type="radio"/> bag <input type="radio"/> big </p>	<p>11.</p>  <p> <input type="radio"/> bid <input type="radio"/> bad <input type="radio"/> bed </p>	<p>12.</p>  <p> <input type="radio"/> mop <input type="radio"/> map <input type="radio"/> mud </p>
<p>13.</p>  <p> <input type="radio"/> sit <input type="radio"/> wet <input type="radio"/> wag </p>	<p>14.</p>  <p> <input type="radio"/> fin <input type="radio"/> vet <input type="radio"/> van </p>	<p>15.</p>  <p> <input type="radio"/> pig <input type="radio"/> peg <input type="radio"/> pan </p>

Spelling and Writing



Write a sentence about each picture. Use one or more of the words in the box in each sentence. Share what you wrote.

bug

bed

log

sit

had

six


hat

fun

get


not

1.



Handwriting practice lines for the first section, consisting of a solid top line, a dashed middle line, and a solid bottom line, repeated six times.

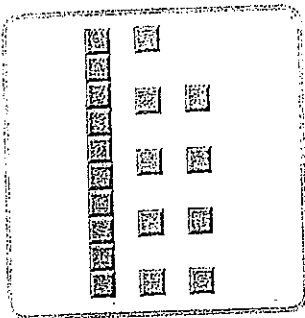
2.



Handwriting practice lines for the second section, consisting of a solid top line, a dashed middle line, and a solid bottom line, repeated six times.



Listen to your teacher
read the directions.



tens	ones
1	7



tens	ones
1	6



tens	ones
1	9





14¢



5¢







10¢



hot



cold



Directions

☺ Which shows the number?

♥ Count on. Which is the total amount?

♣ Which activity takes less time?

☹ Choose the temperature.

★ Choose the clock that shows the same time as the clock in the box.

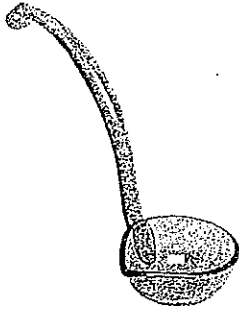


Friday


Saturday

Sunday

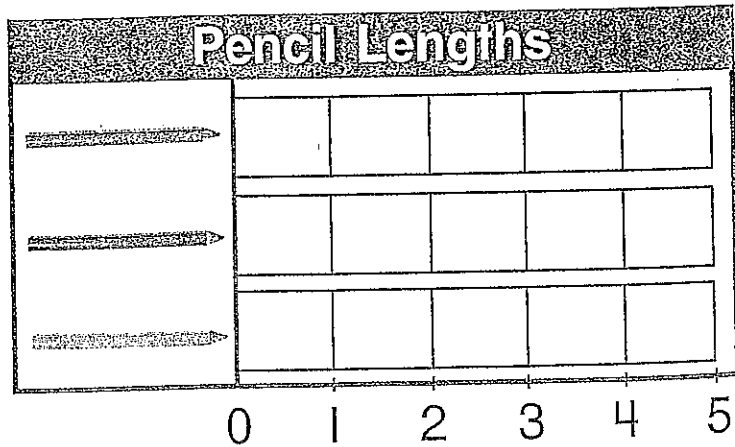

Monday



$$6\text{¢} - 3\text{¢} = \underline{\hspace{2cm}}$$



_____ tens _____



Directions

- 🦆 If yesterday was Thursday, circle the day that is today.
- ♥ Circle the container that holds the most.
- ♣ Write how many cents are left.
- 🦋 Write how many tens. Then write the number.

Problem Solving

- ★ Allen wants to measure three pencils. Use your cubes to help him measure. Graph the length of the pencils. Color 1 in the graph for each cube.

Family of Facts 1 - 6

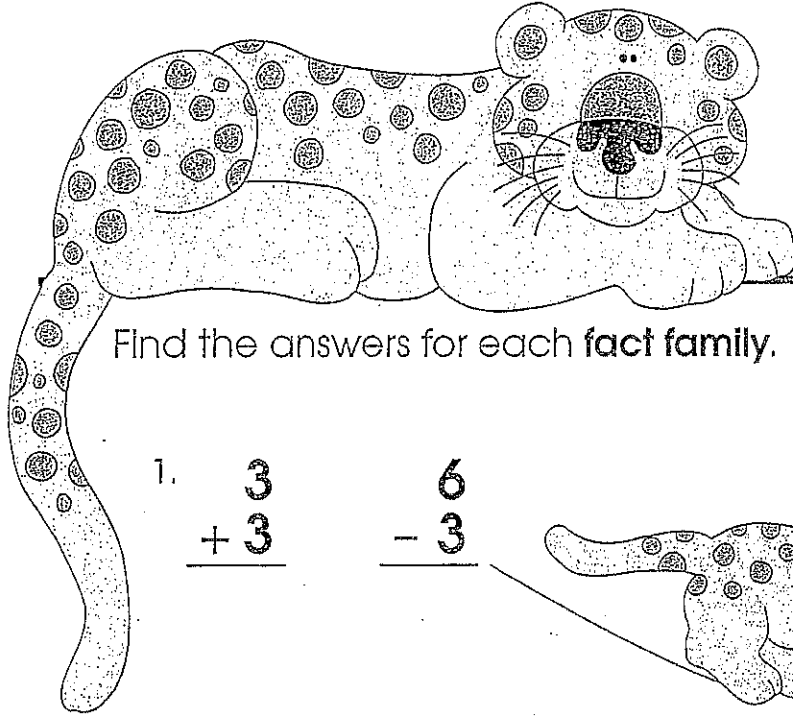

A family of facts uses the same numbers.
Meet the family of 5.

$$3 + 2 = 5$$

$$2 + 3 = 5$$

$$5 - 2 = 3$$

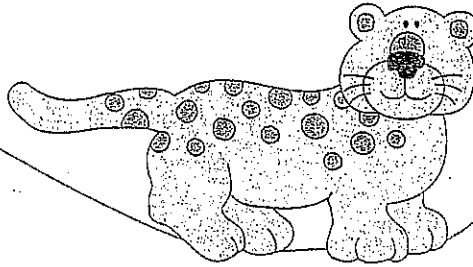
$$5 - 3 = 2$$



Find the answers for each fact family.

1.
$$\begin{array}{r} 3 \\ + 3 \\ \hline \end{array}$$

$$\begin{array}{r} 6 \\ - 3 \\ \hline \end{array}$$



2.
$$\begin{array}{r} 1 \\ + 1 \\ \hline \end{array}$$

$$\begin{array}{r} 2 \\ - 1 \\ \hline \end{array}$$

3.
$$\begin{array}{r} 2 \\ + 2 \\ \hline \end{array}$$

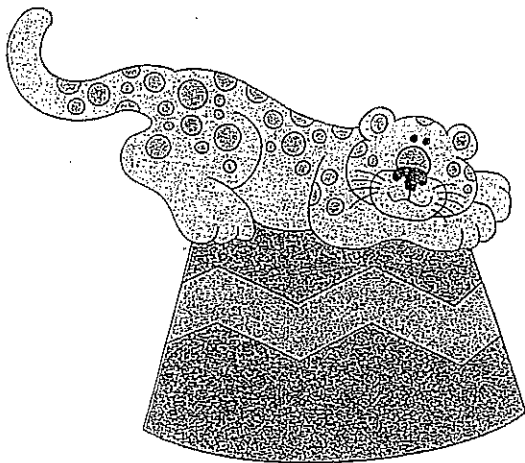
$$\begin{array}{r} 4 \\ - 2 \\ \hline \end{array}$$

4.
$$\begin{array}{r} 5 \\ + 1 \\ \hline \end{array}$$

$$\begin{array}{r} 1 \\ + 5 \\ \hline \end{array}$$

$$\begin{array}{r} 6 \\ - 5 \\ \hline \end{array}$$

$$\begin{array}{r} 6 \\ - 1 \\ \hline \end{array}$$



5.
$$\begin{array}{r} 4 \\ + 2 \\ \hline \end{array}$$

$$\begin{array}{r} 2 \\ + 4 \\ \hline \end{array}$$

$$\begin{array}{r} 6 \\ - 4 \\ \hline \end{array}$$

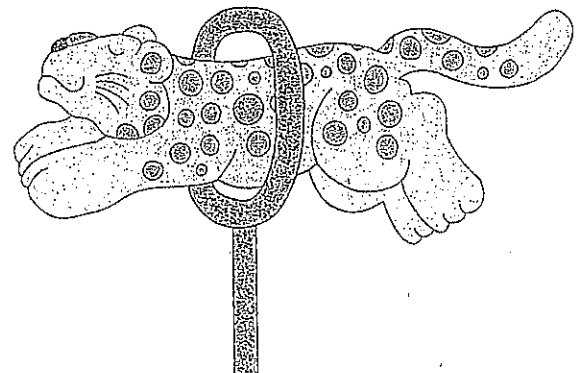
$$\begin{array}{r} 6 \\ - 2 \\ \hline \end{array}$$

6.
$$\begin{array}{r} 1 \\ + 3 \\ \hline \end{array}$$

$$\begin{array}{r} 3 \\ + 1 \\ \hline \end{array}$$

$$\begin{array}{r} 4 \\ - 1 \\ \hline \end{array}$$

$$\begin{array}{r} 4 \\ - 3 \\ \hline \end{array}$$



Math Through the Summer

Any Kindergarten Review Math book found in Barnes & Noble, Walmart, or Target, etc. can be used to review skills.

The Math page should be used as a guide. The skills presented on the 2 assigned pages should be concentrated on because when they start in 1st grade we pick up where they ended in Kindergarten and build on those skills.

Also you can Google free websites for Kindergarten and 1st grade math such ABCYA.com or starfall.com.

See You in September!

The 1st Grade Teachers

Suggested Books for: Beginning of 1st Grade

Title	Author
Brand New Readers series	Candlewick Press
Cat the Cat series	Mo Willems
Brown Bear, Brown Bear	Eric Carle
What's For Lunch?	Eric Carle
The Fox on the Box	Barbara Gregorich
I Want a Pet	Barbara Gregorich
I Went Walking	Sue Williams
Spots, Feathers, and Curly Tails	Nancy Tafuri
Things I Like	Anthony Browne
Cat and Dog	Rozanne Lanczak Williams
Tiny the Dog series	Carl Metster
Otto the Robot series	David Milgram
Sam series	Barbro Lindgren
The Chick and the Duckling	Mirra Ginsberg
Bears in the Night	Stan and Jan Berenstain
Bears on Wheels	Stan and Jan Berenstain
Bears, Bears Everywhere	Stan and Jan Berenstain
Feathers for Lunch	Lois Ehlert
Five Little Monsters	Rozanne Lanczak Williams
One Happy Classroom	Charnan Simon
Freddie and Flossie and the Leaf Monster	Laura Lee Hope
Freddie and Flossie and The Train Ride	Laura Lee Hope
Puppy Mudge Has a Snack	Cynthia Rylant
Puppy Mudge Loves His Blanket	Cynthia Rylant
Otis's Busy Day	Loren Long
What Does Otis See?	Loren Long

